

# Drain Snake *MACHINE*


## **DM175**

with 26PR, 26" enclosed polyethylene reel



## **DM162**

with 18" enclosed polyethylene reel



## **DM10**

19PRS with 19" enclosed polyethylene reel




## **DM55**

with 26PRO, 26" enclosed polyethylene reel, oversized



## **J-Maxx**

16PRS with 16" enclosed polyethylene reel



## **DM30**

with D1J1E, 21" enclosed metal spoke reel



## **DM138**

with 14PRK, 14" enclosed polyethylene reel




## **DM150**

with 14PROK, 14" enclosed polyethylene reel, oversized, mini PCFR



## **DM125**

with 8PRK, 8" enclosed polyethylene reel



**MACHINE COMPARISON — SIDE-BY-SIDE**

DM175	DM162	DM55	DM30	DM10	J-MAXX	DM150	DM138	DM125
1/2 HP motor	1/3 HP motor	3/4 HP motor	1/2 HP motor	1/3 HP motor	1/3 HP motor	1/6 HP, DC motor	1/4 HP motor	1/6 HP motor
175 RPM	265 RPM	175 RPM	200 RPM	195 RPM	200 RPM	230 RPM	230 RPM	230 RPM
10:1 Gear Box	10:1 Gear Box	10:1 Gear Box	Belt Drive	Belt Drive	Belt Drive	Direct Drive	Pulley Drive	Pulley Drive
23" Reel	18" Reel	26" Reel	21" Reel	16" Reel	19" Reel	14" Reel	14" Reel	8" Reel
N/A'	5/8" x 80'	11/16" x 150'	5/8" x 100'	3/8" x 75'	1/2" x 75'	1/2" x 90'	3/8" x 90'	1/4" x 37'
PCFR	PCFR	PCFR	PCFR	PCFR (optional)	Mini PCFR (optional)	Mini PCFR (optional)	N/A	N/A
3-year warranty	3-year warranty	3-year warranty	2-year warranty	2-year warranty	2-year warranty	2-year warranty	2-year warranty	2-year warranty
Telescoping Handle	Telescoping Handle	Telescoping Handle	Telescoping Handle	Telescoping Handle	Detachable 'T' handle	Optional Handle	N/A	Optional Handle
USES: 3" to 10" lines, Main Lines, Commercial, Residential, Industrial, Grease, Roots	USES: 2" to 6" lines, Residential, Floor Drains, Roof Vents, Light Commercial	USES: 2" to 10" lines, Main Lines, Commercial, Residential, Industrial, Grease, Roots	USES: 2" to 6" lines, Residential, Floor Drains, Roof Vents, Light Commercial	USES: 1" to 4" lines, Residential, Roof Vents, Sinks, Bathtubs, Shower Drains, Floor Drains, Laundry Drains	USES: 1" to 4" lines, Residential, Roof Vents, Sinks, Floor Drains	USES: 1-1/4" to 4" lines, Residential, Sinks, Bathtubs, Shower Drains, Roof Vents, Floor Drains	USES: 1-1/4" to 3" lines, Residential, Sinks, Bathtubs, Shower Drains	USES: 1-1/4" to 2" lines, Residential, Sinks, Bathtubs, Shower Drains

**MACHINE WARRANTY**

All machines need to be returned to the manufacturer for repair or replacement. Duracable Drain Cleaning Machines have a two-year warranty on the frame and motor from the date of purchase on manufacturer defects. There is a three-year warranty on the frame and gearbox from the date of purchase for Models DM175, DM162, and DM55, two years on the motor.



**ITEMS UNDER WARRANTY**

If something should break on your machine while still under warranty, contact your account manager. You will need to supply the serial number, model number and explain the problem. Please also provide a copy of your original invoice and invoice number. Your account manager will provide you with an RGA number. This number must be identified on the outside of the package. Duracable will have UPS pick up the package at no charge to you.

**REPAIRS**

If your machine is not working properly, you may return it to Duracable for inspection and/or repairs. Contact your account manager for an RGA number. Package the machine properly and identify the outside of the package with the RGA number. You are responsible for the freight. Duracable will inspect your machine for an hourly fee. Your account manager will contact you and explain what repairs need to be done and at what cost. If you decide to have Duracable repair your machine, the inspection fee will be credited.

