


Gorlitz's heavy duty power cable feeders and pullers T 01 & T 01A is recommended to be installed on all of our sewer & drain cleaning models. Our feeder incorporates various improvements in power, speed and construction. The drive pins, U-brackets, spring pressure pad and heavy duty knob assembly spindle and plate are heat-treated for extended life and longer wear. Most important, all aluminum housings are provided with grease fittings to lubricate the pistons. Our power feeders will advance or retract left or right hand coiled cables from 3/8" to 3/4" in diameter at a rate from 0 to 32 feet per minute depending on machine revolution.




T 01

T 01A

REELS


Gorlitz open reels are designed with an inner cone and zerk fitting for shaft lubrication. The fixed inner cone prevents the cable from closing in towards the center of the reel. Because of the open reel construction, the cable tends to last longer as there is little corrosion. In addition, the cable is visible for periodic inspection of wear and tear, and occasional cleaning or lubrication. Our reels may be added or changed at any time to maximize the cleaning capacity of our equipment. If the operation is close to a wall or inside a house, we recommend our canvas splash guards.



- # 501 GO 50 Capacity 100'
- # 501A GO 50 Capacity 125'
- # 502 GO 50A Capacity 90'
- # 502 GO 50B Capacity 75'
- # 621 GO 62 Capacity 100'
- # 681 GO 68 Capacity 150'

Reel Connector

503 3/8" thru 1/2" Diameter



DRUMS

Gorlitz drums are offered in a variety of metals and styles. Drums 381 thru 383 are made of steel and provided with an independent rotating removable inner hub. Drums 681 P, 621 P, 501 P and 502 P are constructed of high density polyethylene and equipped with a fixed inner cone and removable front disc*. The removable hub and fixed cone also prevent the cable from closing-in towards the center of the drums. The steel drums are lightweight, spun for concentricity and almost splash proof.

* Front disc not shown.


Drum connectors:

514 3/8", 13/32", 1/2" Cables

632 5/8" Cable

710 11/16" Cable

711 3/4" Cable



- # 381 GO 380 Capacity 65'
- # 382 GO 250 Capacity 50'
- # 383 GO 380A Capacity 90'
- # 501 P GO 50 Capacity 100'
- # 502 P GO 50A Capacity 100'
- # 502 P GO 50B Capacity 100'
- # 621 P GO 62 Capacity 100'
- # 681 P GO 68 Capacity 150'